



UMBC ALUMNI

Total Number of Alumni: 95,613

Alumni by Decade:

1970s	6%
1980s	10%
1990s	18%
2000s	22%
2010s	29%
2020s	15%

Graduates of the Last Decade	31%
Undergraduate Degrees	85%
Graduate Degrees	20%
More Than One UMBC Degree	17%
UMBC at USG*	2%

Alumni by Gender:

Female	52%
Male	48%
Non-binary	<1%

Alumni by Race/Ethnicity:

White/Non-Hispanic	59%
Asian or Pacific Islander	19%
Black/African American	14%
Hispanic	3%
Native American	<1%
Other/Not Disclosed	4%

* Studied at the Universities at Shady Grove (USG) campus in Rockville, MD.

CONTACT INFORMATION

UMBC Alumni Website

alumni.umbc.edu

UMBC Website

umbc.edu

UMBC News Website

news.umbc.edu

UMBC Magazine

magazine.umbc.edu

Support UMBC

giving.umbc.edu



Facebook

facebook.com/UMBCAlumni



LinkedIn

UMBC Alumni Network



Flickr

flickr.com/umbcalumni



Instagram

@UMBCAlumni



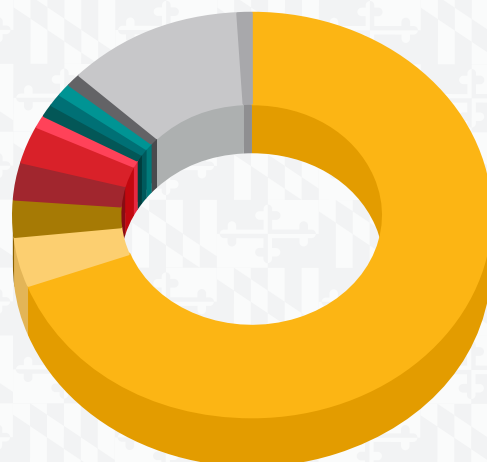
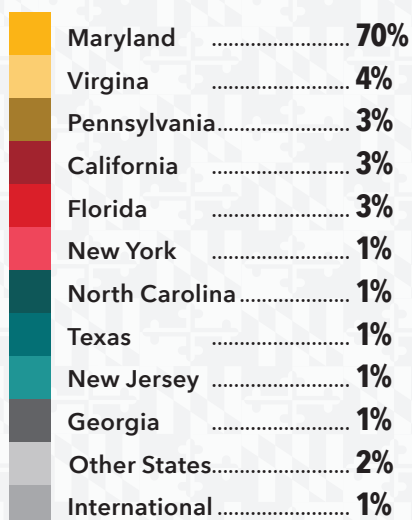
X

@UMBC


UMBC Office of
Alumni Engagement
Administration Building,
7th Floor
1000 Hilltop Circle
Baltimore, MD 21250
410-455-ALUM | alum@umbc.edu

ALUMNI DEMOGRAPHICS

Geographic Distribution



Alumni by College/School/Program*

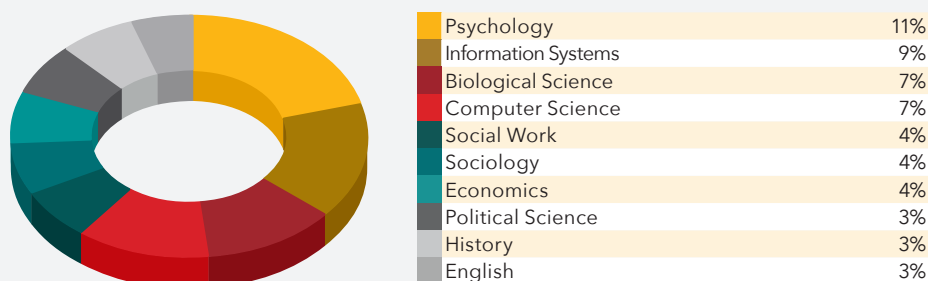


*Includes multiple degrees; based on college/school of first major.

UMBC ALUMNI TOP EMPLOYERS



Top 10 Degrees by Majors





STUDENT DEMOGRAPHICS

2024 – 2025 Enrollment

Total enrollment: 13,906
Undergraduate: 10,767
Graduate: 3,139
Full-time: 11,523
Part-time: 2,625
Male: 7,524
Female: 6,382

Undergraduate Enrollment by Race/Ethnicity:

White	28%
Asian or Pacific Islander	19%
Black/African American	20%
Hispanic	8%
Native American	<1%
International	18%
Other/Not Disclosed	7%

For more information on student demographics visit about.umbc.edu.

2024 - 2025 Tuition and Fees

Estimates based on full-time enrollment.

Undergraduate

MD resident undergrad (living on campus) \$34,567

Non-resident undergrad (living on campus) \$52,535

Graduate

MD resident graduate \$45,786

Non-resident graduate \$55,362

ACADEMIC PROGRAMS

Undergraduate

100+ majors and programs in the physical and biological sciences, social and behavioral sciences, engineering, mathematics, information technology, humanities, and visual and performing arts.

Graduate

80+ degrees and certificate programs in engineering and information technology, humanities and arts, natural sciences and mathematics, social sciences and education, Erickson School of Aging Studies, accelerated programs, and services and academic integrity. 13 undergraduate and graduate programs are offered at the Universities at Shady Grove, located in Rockville, MD.



GENERAL UMBC INFORMATION

Faculty

Full-time: 865 | Part-time: 975

Staff

Full-time: 1,424 | Part-time: 426

Graduate Assistants: 912

Alumni Employed by UMBC:

901 (including graduate assistants)

UMBC's Facilities Management staff maintains 70 university buildings on 512 acres of grounds and provides service to nearly 3.7 million gross square feet of space.

BWTECH@UMBC - RESEARCH AND TECHNOLOGY PARK

bwtech houses 120 organizations that employ nearly 1,900 employees and 170 UMBC student interns, and has generated \$700M in labor income and business sales. With access to state-of-the-art spaces, diverse UMBC research, expert mentorship, educational programming, and strong relationships with key industry resources, bwtech provides entrepreneurs in Maryland and around the world the space, people, tools, and resources they need to start, grow, and thrive.

RETRIEVER ATHLETICS

UMBC has 17 NCAA, Division I teams

Baseball (M)
Basketball (M, W)
Cross Country (M, W)
Indoor Track and Field (M, W)
Lacrosse (M, W)
Outdoor Track and Field (M, W)
Soccer (M, W)
Softball (W)
Swimming and Diving (M, W)
Volleyball (W)



Alumni demographic data was obtained from the UMBC alumni database as of August 30, 2024. This data excludes deceased, lost, and duplicate records.

Student and campus demographic data is current as of December 30, 2024, and was obtained from the Office of Institutional Research, Analysis & Decision Support, Office of Financial Aid, Division of Information Technology, and the Office of Human Resources.