

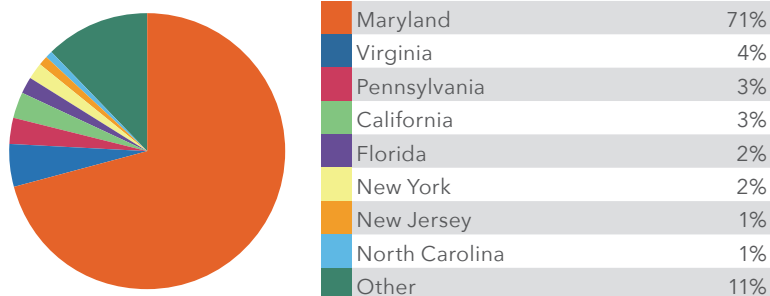
UMBC ALUMNI INFORMATION: BY THE NUMBERS

2015

ALUMNI DEMOGRAPHICS

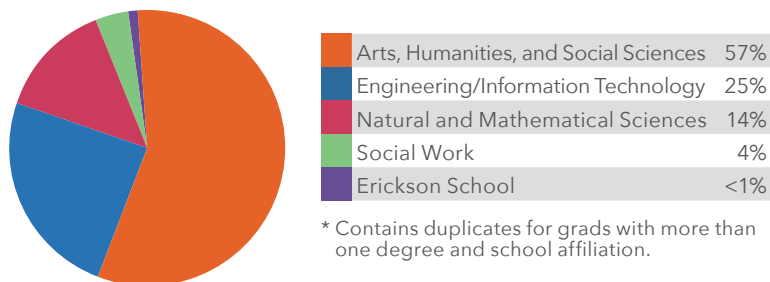
Geographic Distribution

(largest concentration of alumni by state*)



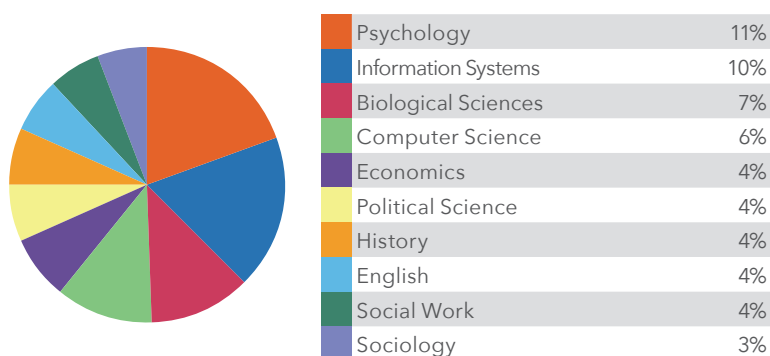
* Does not include alumni living abroad.

Alumni by College*



* Contains duplicates for grads with more than one degree and school affiliation.

Top 10 Degrees by Major



CONTACT INFORMATION

UMBC Alumni Website: alumni.umbc.edu

UMBC Magazine: magazine.umbc.edu

Alumni News Blog: umbcalumni.wordpress.com

Facebook: [facebook.com/UMBCAlumni](https://www.facebook.com/UMBCAlumni)

Twitter: @UMBCalumni

LinkedIn: UMBC Alumni Network

Flickr: [flickr.com/umbcalumni](https://www.flickr.com/photos/umbcalumni/)

UMBC Office of Alumni Relations
 1000 Hilltop Circle, Baltimore, MD 21250
 410-455-ALUM | alum@umbc.edu

UMBC ALUMNI

Total Number of Active Alumni: 67,950

Graduates of the Last Decade (2005-2015): 24,624 - 36%

Alumni by Decade:

1970s	8%
1980s	14%
1990s	24%
2000s	30%
2010s	21%

Alumni with multiple degrees counted once.

Alumni with UMBC Undergraduate Degrees: 86%

Alumni with UMBC Graduate Degrees: 17%

Alumni with More Than One UMBC Degree: 11%

Alumni by Gender: Female: 53% | Male: 47%

UMBC Alumni Top Employers:

- Department of Defense
- Lockheed Martin
- Maryland County Public School Districts: Anne Arundel, Baltimore County and City, Howard, and Montgomery
- National Institute of Health
- Northrop Grumman
- Social Security Administration
- State of Maryland
- University of Maryland, Baltimore County

ANNUAL GIVING

State Support: Approximately 56.7% of UMBC's budget comes from tuition and state appropriations. The rest is covered by grants, contracts, charitable contributions, and auxiliary support.

Financial Aid: More than 66% of full-time undergraduates applied for need-based financial aid in Fall 2015. Of those, 48% received financial aid in some form.

Alumni Donors/Contributions: 2,414 (3.6%)/\$448,493

Combined Alumni, Parent, Faculty, and Staff Donors/Contributions: 3,343/\$692,605

Giving Site: giving.umbc.edu

Fund Student Organization Initiatives:
umbc.givecorps.com



STUDENT DEMOGRAPHICS

Student Demographics:

Enrollment - 13,839
Undergraduate - 11,243
Graduate - 2,596
Full time - 10,752
Part time - 3,087
Male - 7,517
Female - 6,388

Undergraduate Minority Enrollment:

African American - 16%
Asian American - 20%
Hispanic - 6%

Freshman Class 2015:

Total Freshman Enrollment - 1,559
Average SAT Score - 1,210 (Combined Reading and Math)
Average SAT Score for Top Quartile - 1,389 (75th Percentile)
Average High School GPA - 3.78
Living On-Campus - 75%

ACADEMIC PROGRAMS

48 majors, 38 minors, and 25 certificate programs in the physical and biological sciences, social and behavioral sciences, engineering, mathematics, information technology, humanities, and visual and performing arts.

Graduate School

24 doctoral degree programs, 36 master's degree programs, and 17 graduate certificate programs in education, engineering, imaging and digital arts, information technology, gerontology, life sciences, psychology, public policy, and others.

GENERAL UMBC INFORMATION

Faculty and Staff:

Faculty - 520 full time, 265 part time and adjunct
Staff - 1,248 full time, 461 part time

Main campus acreage: 500 acres

Number of instructional and supporting buildings and residential halls: 31

Fall 2015 Tuition and Fees:

MD resident undergrad - \$11,006
Non-resident undergrad - \$23,770
MD resident graduate - \$711 per credit hour
Non-resident graduate - \$1,094 per credit hour

Room and Board: \$11,454

BWTECH@UMBC - RESEARCH & TECHNOLOGY PARK

A 71-acre research and technology community at UMBC, bwtech@UMBC offers more than 500,000 square feet of office and laboratory space. It is home to more than 115 technology and life sciences companies and research groups at all stages of development. bwtech@UMBC offers collaboration with university faculty and students and enjoys a strategic and convenient location, close to downtown Baltimore, BWI Thurgood Marshall Airport, and Washington, D.C. Its annual economic impact on the state is estimated to be over \$500 million.

RETRIEVER ATHLETICS

UMBC has 19 NCAA, Division I teams

Baseball (M)	Swimming (M, W)
Basketball (M, W)	Tennis (M, W)
Cross Country (M, W)	Indoor Track & Field (M, W)
Lacrosse (M, W)	Outdoor Track & Field (M, W)
Soccer (M, W)	Volleyball (W)
Softball (W)	